



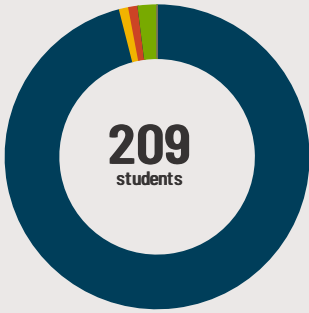
Ramsey Elem School

516 W 6th St Ramsey, IL 62080 (618) 423-2010

Grades: PK - 5
District: Ramsey CUSD 204

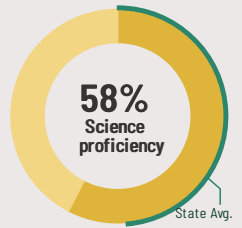
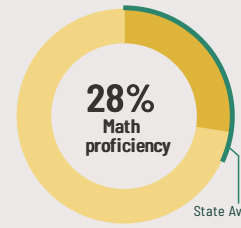
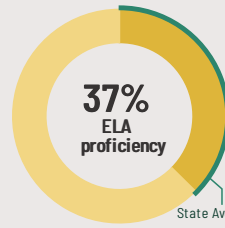
Principal: Mr. Travis Portz
Superintendent: Mrs. Melissa Ritter

Fast Facts



Student Characteristics

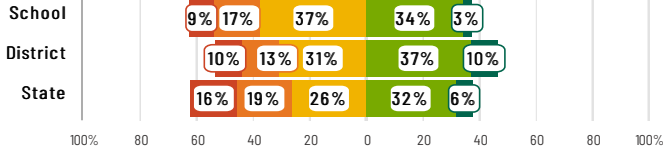
White	97%
Black	1%
Hispanic	1%
Asian	0%
American Indian	0%
Two or More Races	2%
Pacific Islander	0%
Low Income	63%
English Learners	0%
With IEPs	16%
With Disabilities	-
Homeless	16%



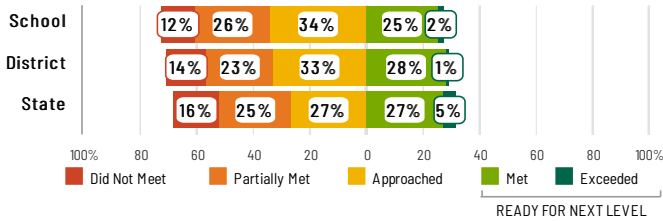
Academic Success

All Illinois students in grades 3-8 take the IAR assessment each year. High school students take the SAT in English Language Arts and Math.

English Language Arts



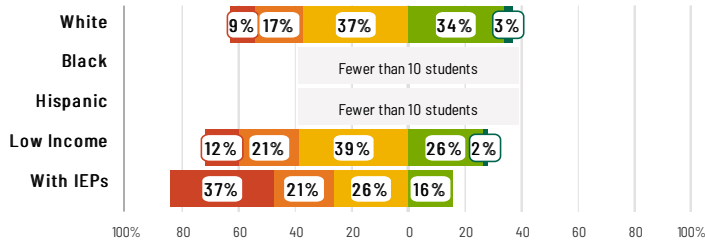
Mathematics



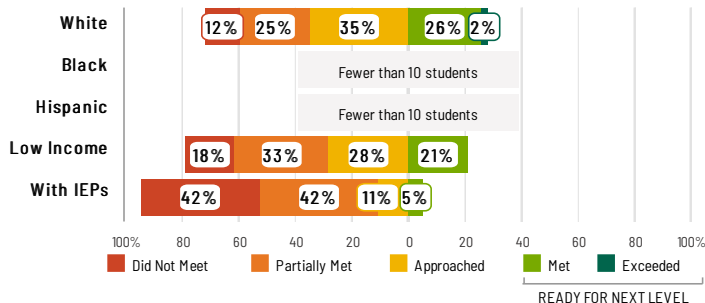
Success by Student Group

This display shows IAR ELA & Math performance levels for each student group. No data is shown for groups with fewer than 10 students.

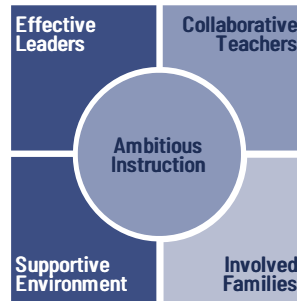
English Language Arts



Mathematics



School Environment



The **5Essentials Survey** allows students in grades 6-12 and all teachers to share their perspectives on essential conditions for learning. The anonymous survey consists of 5 components.

- Most implementation
- More implementation
- Average implementation
- Less implementation
- Least implementation
- Not Applicable/Low Response

Response Rates

Students	100%
Teachers	100%

More Effective Leaders

Do principals and teachers implement a shared vision for success?

Average Collaborative Teachers

Do teachers collaborate to promote professional growth?

Average Ambitious Instruction

Are classes challenging and engaging?

More Supportive Environment

Is the school safe, demanding, and supportive?

Less Involved Families

Does the entire staff build strong external relationships?

Student Attendance and Mobility

Attendance Rate

Rate at which students are present at school, not including excused or unexcused absences



Chronic Absenteeism

Percentage of students who miss 10% or more of school days per year either with or without a valid excuse



Student Mobility

Percentage of students who transfer in or out of the school during the school year, not including graduates



Teacher Retention

Percentage of full time teachers who return to the same school year to year



Legend: School (Yellow), District (Green), State (Dark Green)



Ramsey Elem School

School Highlights

Academic Courses

Ramsey Elementary School ubiquitously incorporates the 7 habits throughout the core curriculum. The 7 habits teaches students to: 1) Be Proactive 2) Begin with the End in Mind 3) Put First Things First 4) Think Win-Win 5) Seek First to Understand, Then to Be Understood 6) Synergize 7) Sharpen the Saw

Physical Education, Heath and Wellness

Ramsey Grade School offers physical education classes for all students in grades K-8.

Other Programs and Activities

Ramsey Elementary School offer an after school program this year for students in Grades K-5. This program allows students to stay after school and complete homework with an adult mentor.

School Awards

Perfect Attendance

Career Development Courses and Programs

Athletics

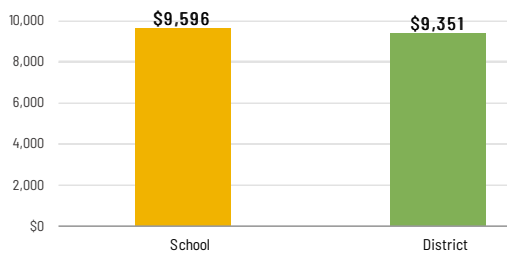
School Personnel Resources

Pre-Kindergarten Teacher, Reading Teacher, Special Education Teacher, Speech/ Language Paraprofessional

Facilities

School-Level Finance

The Every Student Succeeds Act requires LEAs to report school-level expenditure data, beginning with School Year 18-19 data. LEAs are required to report actual personnel and non-personnel expenditures of both site-specific and district centralized expenditures. Expenditures are shown at the site level and must be disaggregated by source of funds (federal vs. state/local). These data are self-reported and may differ from AFR data.



Educator Measures

This school has had **2 principal(s)** over the past 6 years. In the last three years, an average of **77% of teachers** return to this school each year.

FOR MORE INFORMATION

Visit IllinoisReportCard.com to see additional details about each item of information for this school. There you will find charts spanning multiple years, detailed explanations, resources, more of the school's programs and activities, and powerful tools that let you dig deeper into data.

Most of this data has been collected by ISBE from school districts through data systems. Some information, such as the School Highlights, is entered directly by principals and can be updated throughout the year.